



Aspire



**Online Registration for Current
and Former Students**

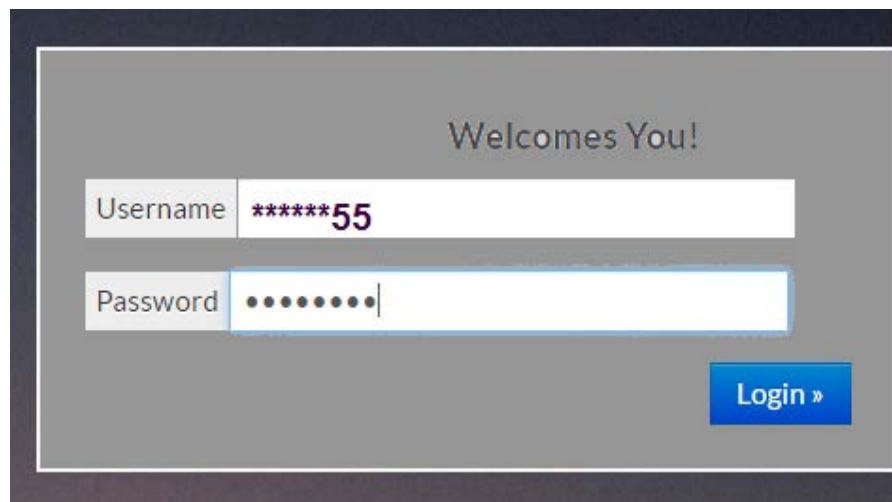
Click on Begin Registration Here link on the Registration page.

Current and Former Student Registration

Student is currently attending or has previously attended a school at QA Syracuse

Login and register student

It will take you to the following screen.



Welcomes You!

Username *****55

Password ●●●●●●●●

Login »

If the school does not have a registration window open or your child has not been enrolled in this School District or Charter School within the past year, you will not see Register on the student cards or Register Student for Grade on the Student Lens.

Select Student to Register

XXXXXXXXXXXXXXXXXX This student can not be registered right now. Why?	XXXXXXXXXXXXXXXXXX going into grade 4 at Great Education Academy for school year 2017/2018 Register
XXXXXXXXXXXXXXXXXX This student can not be registered right now. Why?	XXXXXXXXXXXXXXXXXX This student can not be registered right now. Why?

If you click on Why? You will see the following:

i Why can't I register my student? ×

You may not be able to register your student at this time for any of the following reasons:

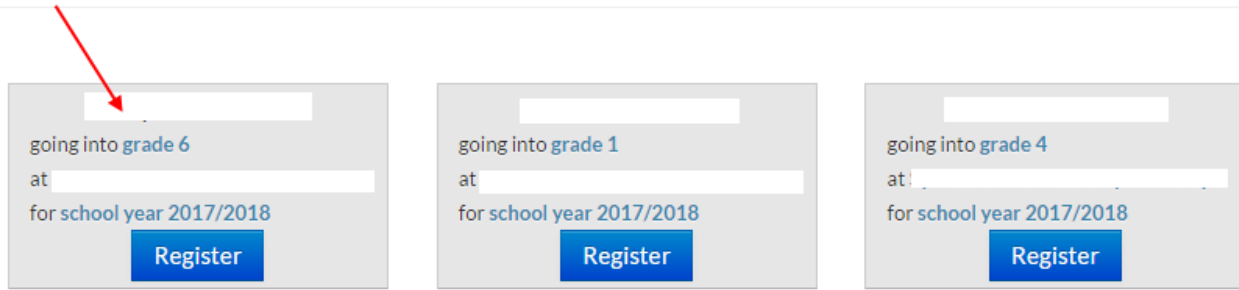
1. The school has not yet opened up registrations for this student's grade level.
2. This student has not been enrolled in this school district or charter school within the past year. If this is the case, you must contact the school before registering your student. **DO NOT** select the "Register a New Student" option if this student has previously been enrolled at this school district or charter school.

Please contact the school if you have any other questions.

[Close](#)

Second - you can login then click on Register from the student card, then from the Student's Lens you can click on Register Students for the Grade they will be entering.

Select Student to Register



The image shows three registration cards side-by-side. Each card has a text input field at the top with a red arrow pointing to it. Below the input field, the text reads: "going into grade [X]" where X is 6, 1, or 4. Below that is "at" followed by another text input field. At the bottom of each card, it says "for school year 2017/2018" and a blue "Register" button.



The image shows a student profile page. At the top, there are tabs for "Student", "Info", and "Enrollment". A red arrow points to a green button labeled "Register Student for Grade 6" in the top right corner. Below the tabs, the page displays student information: "Grade: 5", "Advisor:" followed by a text input field, "Legal Name:" followed by a text input field, "SSID:" followed by a text input field, and "Born: 9/5/2005 (age: 11)". On the right side, there is an "Address" section with "Home" and "Mailing" tabs and a text input field below them.

Click on Enrollment Information.

Register student for grade 6 at

[Return to Aspire](#)

[Logout](#)

#1 - [Enrollment Information](#) Incomplete

#2 - [Security Policy](#) Incomplete


All of the information that was previously entered for the student will be uploaded to the screen. You will want to check and add information that has changed. You will not be able to change legal first name, legal middle name, legal last name, birthdate and gender. If you find that something is wrong in any of those fields you would need to contact the school.

screen. If you get an error make sure there are no extra spaces in the names.

Agreements

[Return to Aspii](#)
[Logout](#)

acceptable-use-policy 1 / 7

 **Consensus Policy Resource Community**

Acceptable Use Policy

Free Use Disclaimer: *This policy was created by or for the SANS Institute for the Internet community. All or parts of this policy can be freely used for your organization. There is no prior approval required. If you would like to contribute a new policy or updated version of this policy, please send email to policy-resources@sans.org.*

I have read and agreed to the terms and conditions.

Parent/Guardian signature - **Kourtnee Arrambide**

Student signature - **Jobita Macomber**

[Sign and Continue](#)

After you Save and Continue it will take you back to the following screen where you can either return to Aspire and register another student or logout of the system.

Register student for grade 6 at

[Return to Aspire](#)
[Logout](#)

#1 - Enrollment Information **Complete**

#2 - Security Policy **Complete**

This student's registration is complete, has been sent to the school, and is pending enrollment.

[Return to Aspire](#)